



Textiles Unlimited, Inc.

Textile Sourcing & Inspection House

**Price Trend for Cotton, NYCF,
Exchange Rate, Polyester Fiber and Yarn**

38th Edition 2023

✉ ceo@texunltd.com

🌐 www.texunltd.com

📍 il-17 Ajman Trade Free Zone,
P.O. Box # 31646, Ajman, **UAE**

📞 +92-321-8661166

👤 +92-41-8522682-83

📍 20-A, New Garden Block, Saeed
Colony # 2, Faisalabad, **Pakistan**

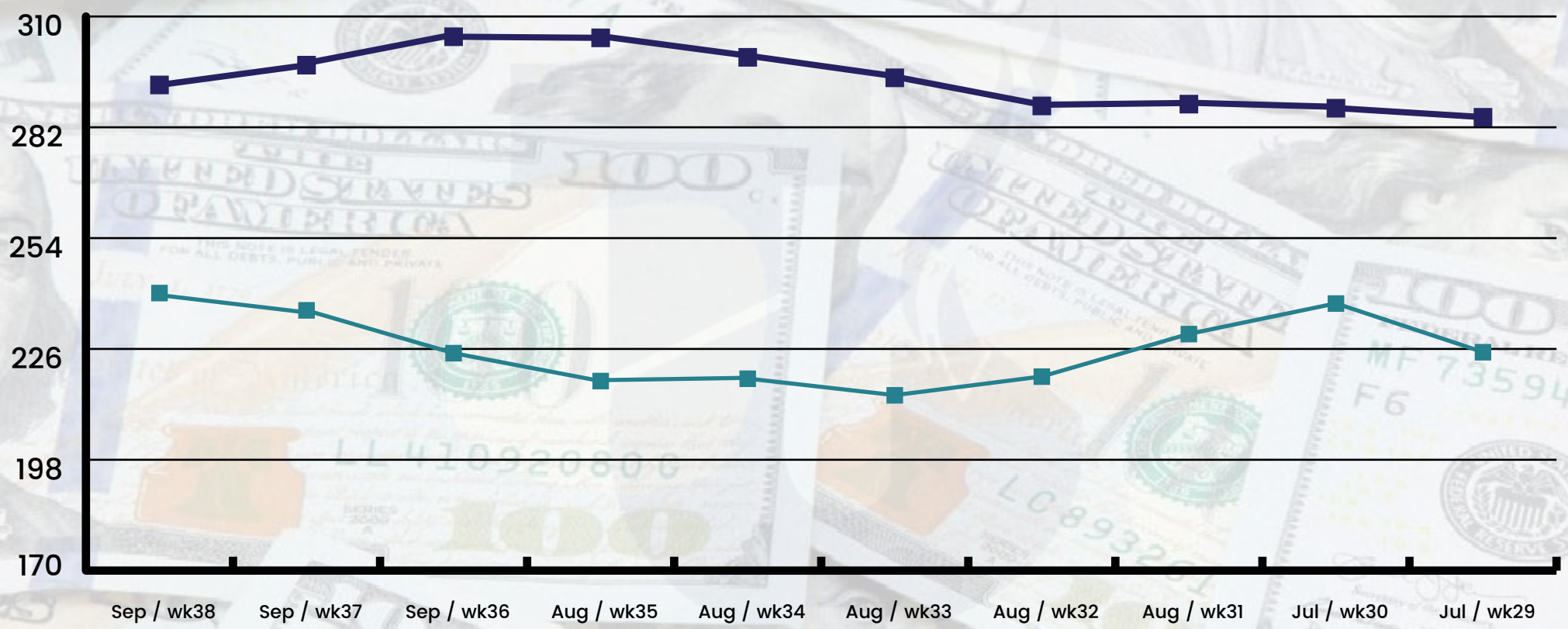


Usd/Pkr Exchange Rate (Rs.)

Month	Week	Y2022	Y2023
September	Sep / wk38	240.12	292.70
	Sep / wk37	235.75	297.70
	Sep / wk36	224.93	304.88
August	Aug / wk35	217.88	304.60
	Aug / wk34	218.47	299.68
	Aug / wk33	214.28	294.50
	Aug / wk32	219.00	287.40
	Aug / wk31	229.75	287.85
July	Jul / wk30	237.47	286.82
	Jul / wk29	225.17	284.53



Usd/Pkr Exchange Rate (Rs.)



Y2023
Y2022

In the inter-bank market, Pakistan's slightly changed against the US dollar in the week. The initial price recorded for the US Dollar this week was RS. 295.52 and closed at the rate of Rs 291.30.

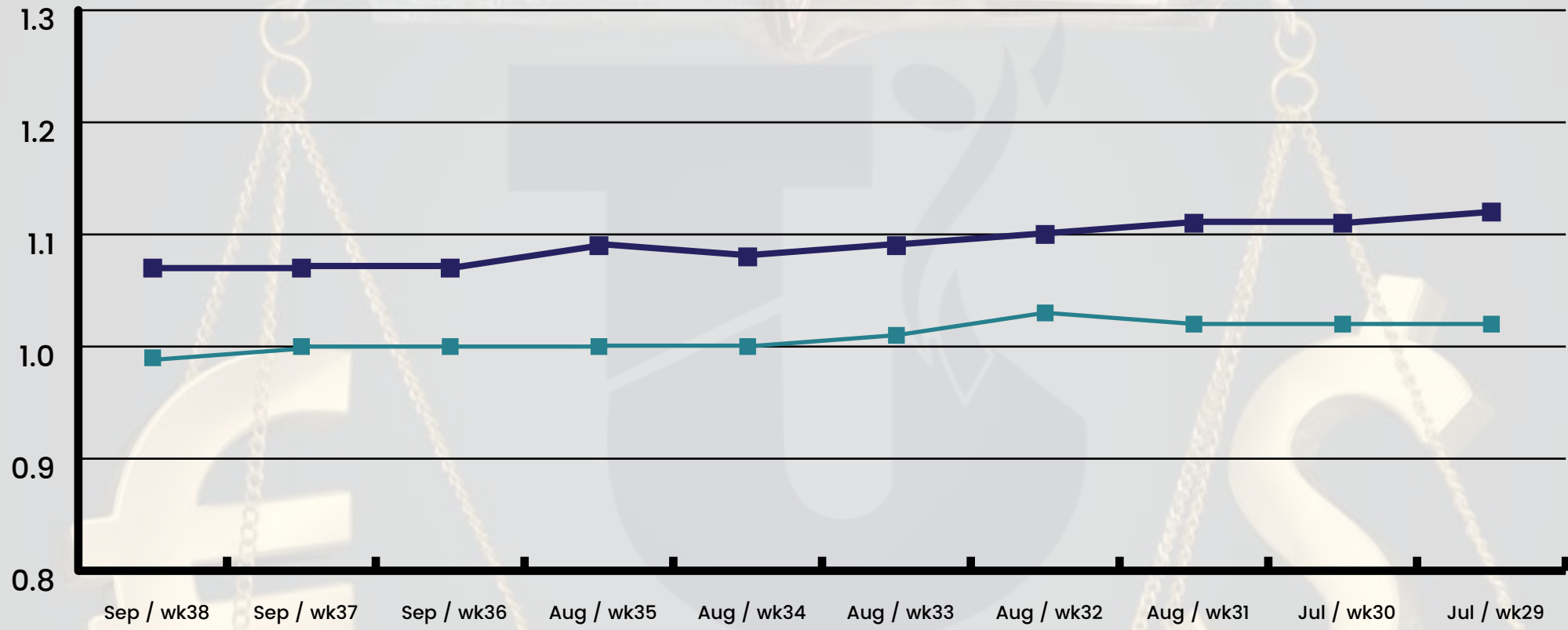


US\$ Comparison Against Euro

Month	Week	Y2022	Y2023
<i>September</i>	Sep / wk38	0.99	1.07
	Sep / wk37	1.00	1.07
	Sep / wk36	1.00	1.07
<i>August</i>	Aug / wk35	1.00	1.09
	Aug / wk34	1.00	1.08
	Aug / wk33	1.01	1.09
	Aug / wk32	1.03	1.10
	Aug / wk31	1.02	1.11
<i>July</i>	Jul / wk30	1.02	1.11
	Jul / wk29	1.02	1.12



US\$ Comparison Against Euro



This week, the euro spot rate decreased. The Euro opened at \$ 1.0678 and closed at \$ 1.063.

Y2023
Y2022

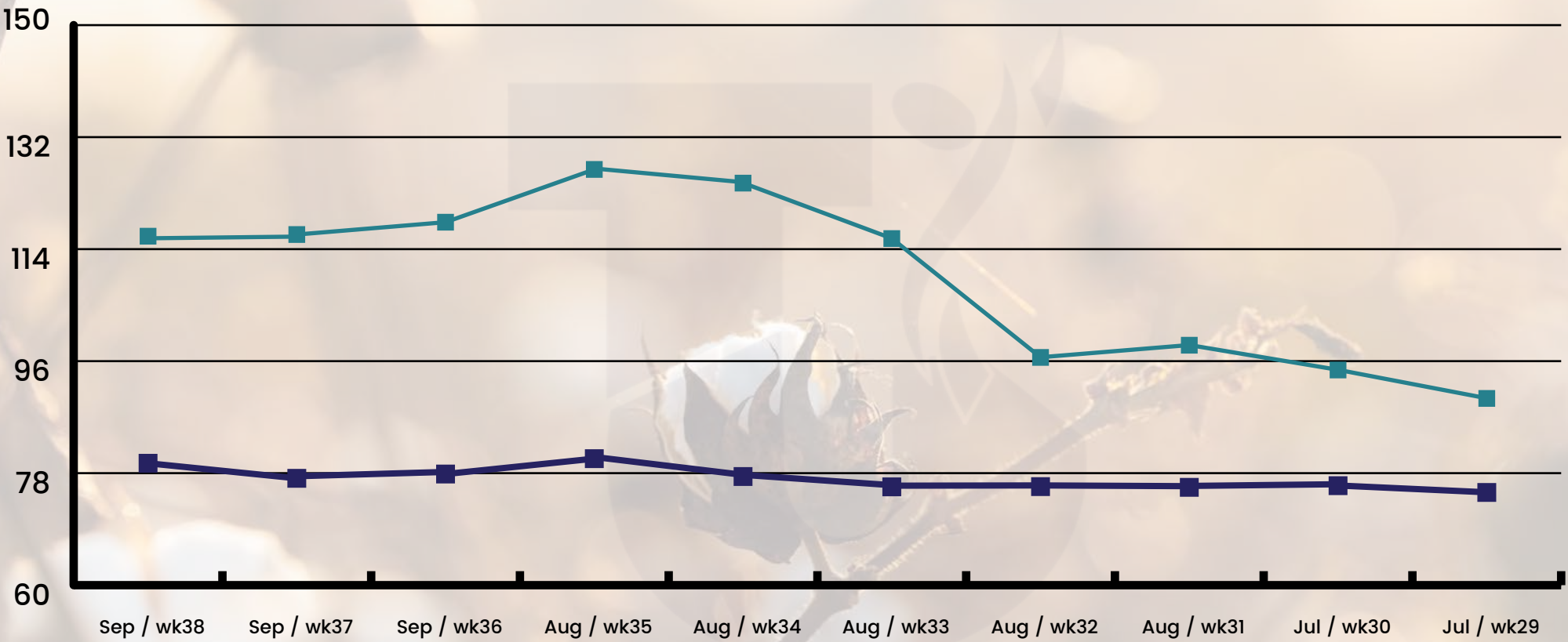


Pakistani Cotton \$ Cents Per Lbs

Month	Week	Y2022	Y2023
<i>September</i>	Sep / wk38	116.08	79.59
	Sep / wk37	116.35	77.17
	Sep / wk36	118.33	77.86
<i>August</i>	Aug / wk35	126.81	80.33
	Aug / wk34	124.61	77.46
	Aug / wk33	115.70	75.80
	Aug / wk32	96.60	75.84
	Aug / wk31	98.56	75.72
<i>July</i>	Jul / wk30	94.58	75.99
	Jul / wk29	90.01	74.90



Pakistani Cotton \$ Cents Per Lbs



The Spot Rate of Pak Cotton remained the same till Thursday and fell by 200rs on Friday. The starting rate for Fine level PAK Cotton was Rs. 19235 and closed at Rs. 19035.

Y2023
Y2022

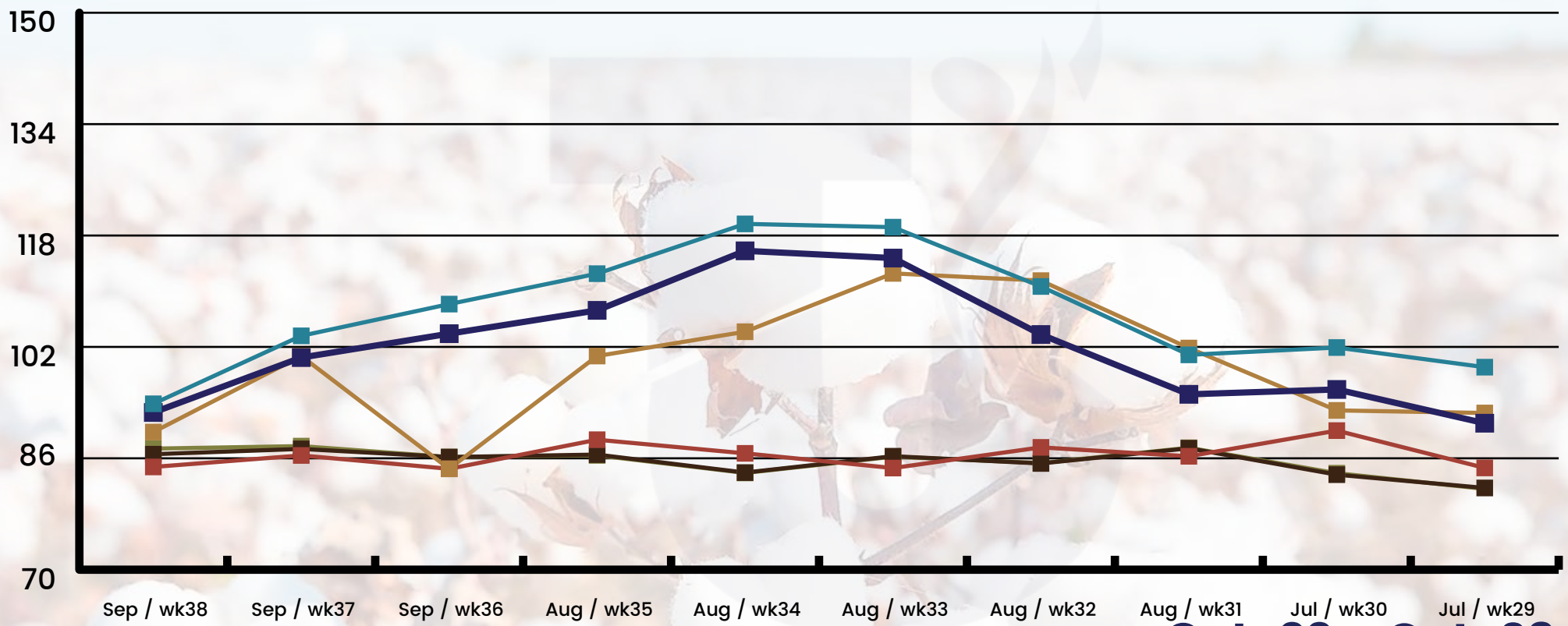


New York Cotton Futures (Cents/lb) \$

Month	Week	Oct-22	Dec-22	Mar-23	Oct-23	Dec-23	Mar-24
September	Sep / wk38	93.83	92.58	89.77	84.76	86.59	87.39
	Sep / wk37	103.59	100.47	100.69	86.41	87.35	87.75
	Sep / wk36	108.15	103.90	84.49	84.49	86.18	86.18
August	Aug / wk35	112.52	107.25	100.69	88.67	86.53	86.42
	Aug / wk34	119.67	115.80	104.18	86.71	83.95	83.90
	Aug / wk33	119.20	114.76	112.56	84.60	86.30	86.23
	Aug / wk32	110.68	103.78	111.52	87.57	85.26	85.31
	Aug / wk31	100.86	95.19	101.84	86.29	87.44	87.51
July	Jul / wk30	101.91	95.89	92.88	89.98	83.65	83.86
	Jul / wk29	99.09	91.04	92.51	84.62	81.74	81.61



New York Cotton Futures (Cents/lb) \$



This week, the NYCF spot rate went up and down. The New York Cotton opened at 85.45 and closed at the rate of 84.04.

Oct-22
Dec-22
Mar-22

Oct-23
Dec-23
Mar-24



Pakistan Cotton Yarn Pak

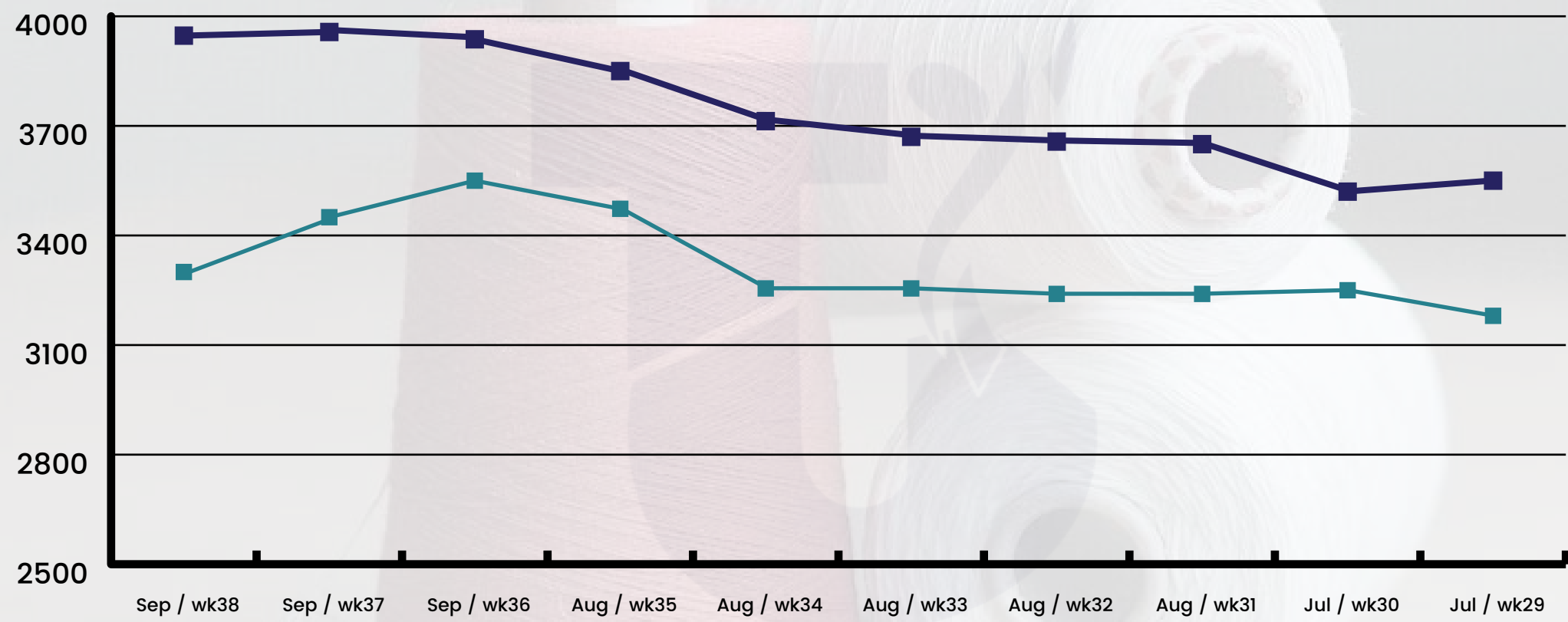
PKR. Per 10 Lbs [20/1 CD]

Month	Week	Y2022	Y2023
<i>September</i>	Sep / wk38	3300	3947
	Sep / wk37	3450	3957
	Sep / wk36	3550	3937
<i>August</i>	Aug / wk35	3473	3850
	Aug / wk34	3255	3713
	Aug / wk33	3255	3670
	Aug / wk32	3240	3657
	Aug / wk31	3240	3650
<i>July</i>	Jul / wk30	3250	3520
	Jul / wk29	3180	3550



Pakistan Cotton Yarn Pak

PKR. Per 10 Lbs [20/1 CD]



Y2023
Y2022



Pakistan Cotton Yarn Pak

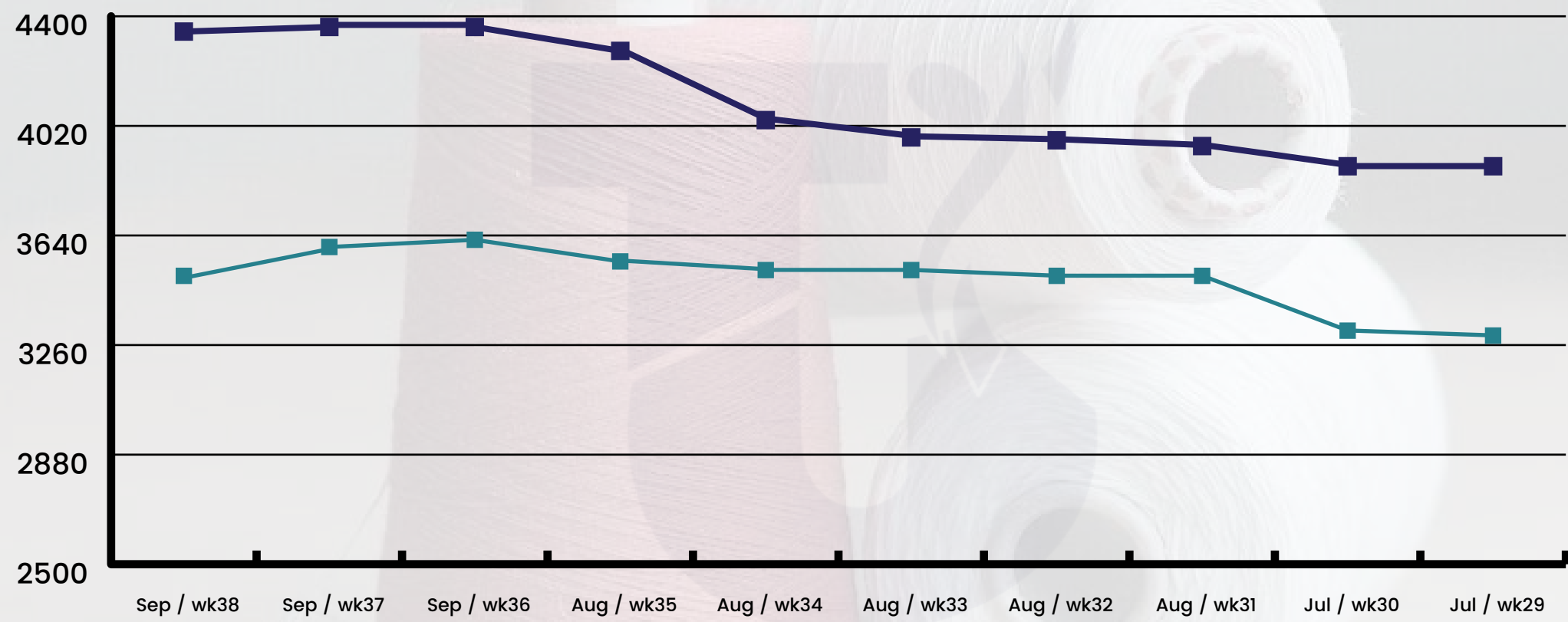
PKR. Per 10 Lbs [30/1 CD]

Month	Week	Y2022	Y2023
<i>September</i>	Sep / wk38	3500	4347
	Sep / wk37	3600	4363
	Sep / wk36	3625	4363
<i>August</i>	Aug / wk35	3550	4280
	Aug / wk34	3520	4040
	Aug / wk33	3520	3980
	Aug / wk32	3500	3970
	Aug / wk31	3500	3950
<i>July</i>	Jul / wk30	3310	3880
	Jul / wk29	3293	3880



Pakistan Cotton Yarn Pak

PKR. Per 10 Lbs [30/1 CD]



—■—
Y2023
—■—
Y2022



Pakistan Cotton Yarn Pak

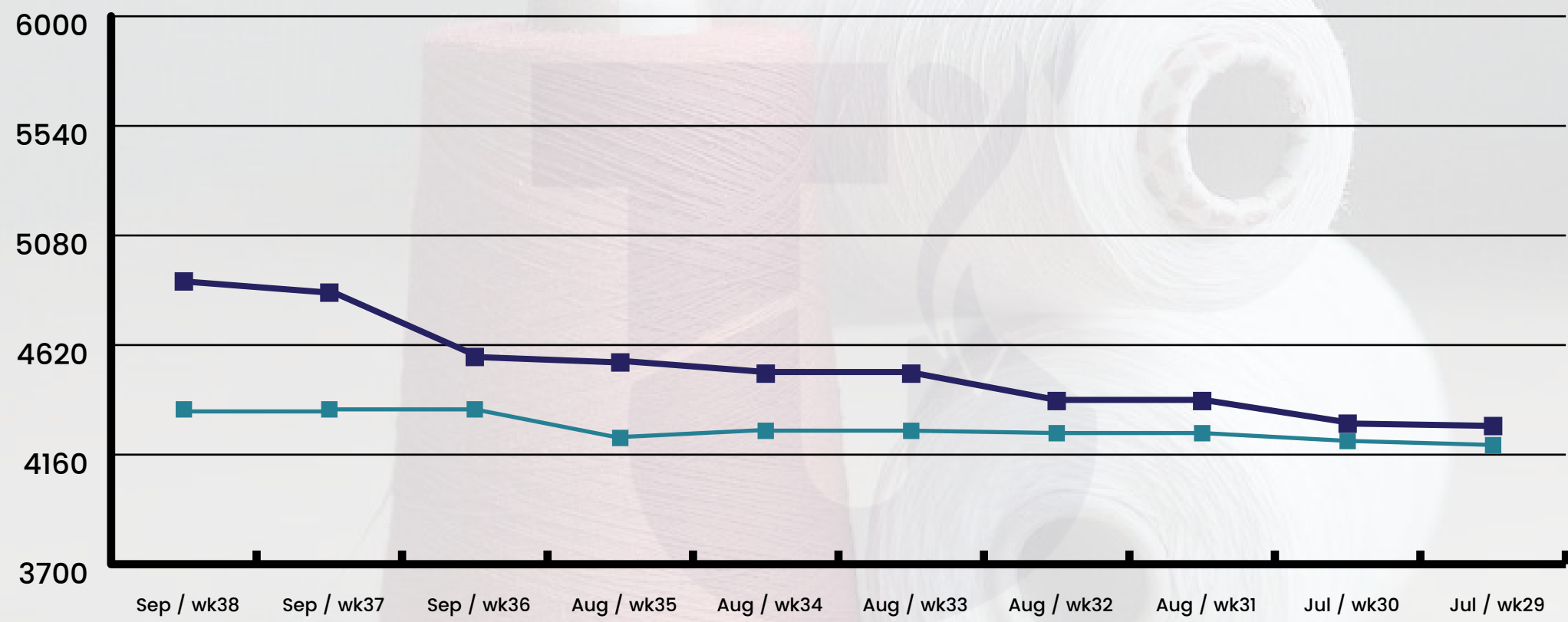
PKR. Per 10 Lbs [40/1 CM]

Month	Week	Y2022	Y2023
<i>September</i>	Sep / wk38	4350	4887
	Sep / wk37	4350	4840
	Sep / wk36	4350	4570
<i>August</i>	Aug / wk35	4230	4547
	Aug / wk34	4260	4500
	Aug / wk33	4260	4500
	Aug / wk32	4250	4385
	Aug / wk31	4250	4385
<i>July</i>	Jul / wk30	4217	4290
	Jul / wk29	4200	4280



Pakistan Cotton Yarn Pak

PKR. Per 10 Lbs [40/1 CM]



Y2023
Y2022



Pakistan Cotton Yarn Pak

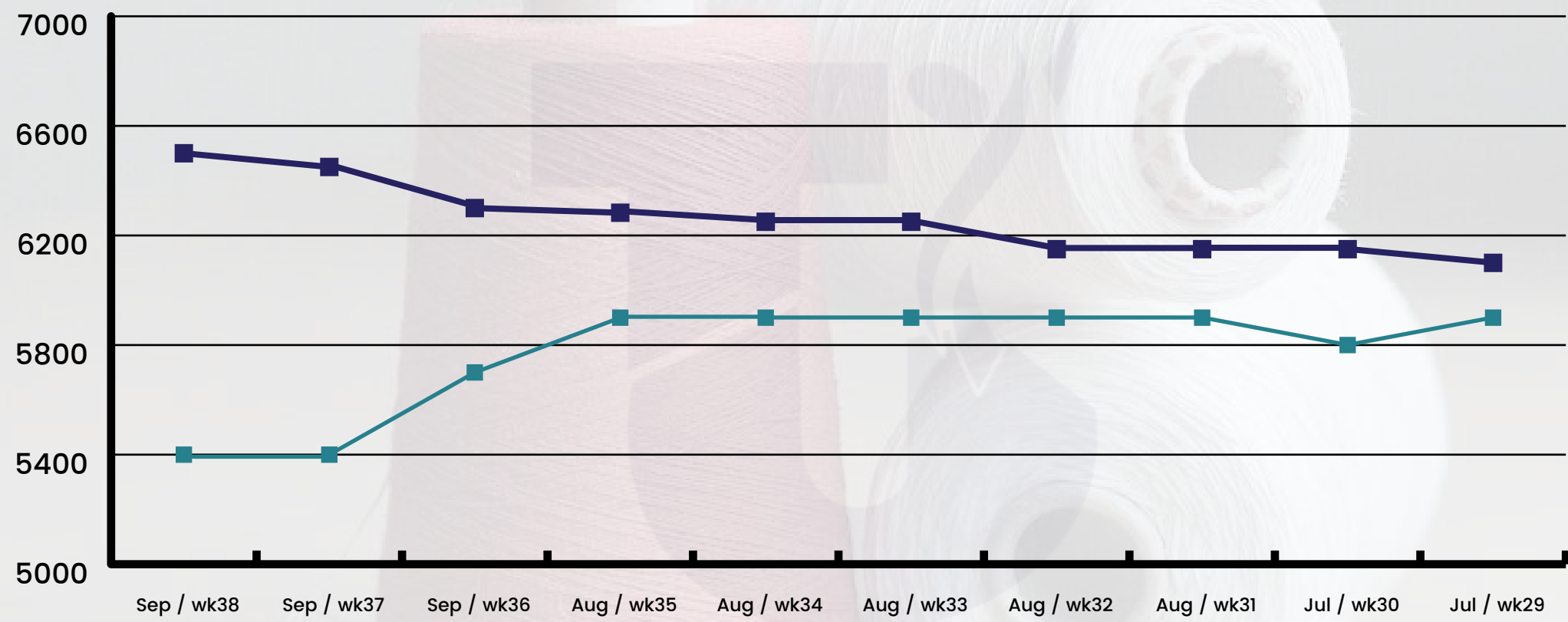
PKR. Per 10 Lbs [60/1 CM]

Month	Week	Y2022	Y2023
<i>September</i>	Sep / wk38	5400	6500
	Sep / wk37	5400	6450
	Sep / wk36	5700	6300
<i>August</i>	Aug / wk35	5900	6283
	Aug / wk34	5900	6250
	Aug / wk33	5900	6250
	Aug / wk32	5900	6150
	Aug / wk31	5900	6150
<i>July</i>	Jul / wk30	5800	6150
	Jul / wk29	5900	6100



Pakistan Cotton Yarn Pak

PKR. Per 10 Lbs [60/1 CM]



Y2023
Y2022

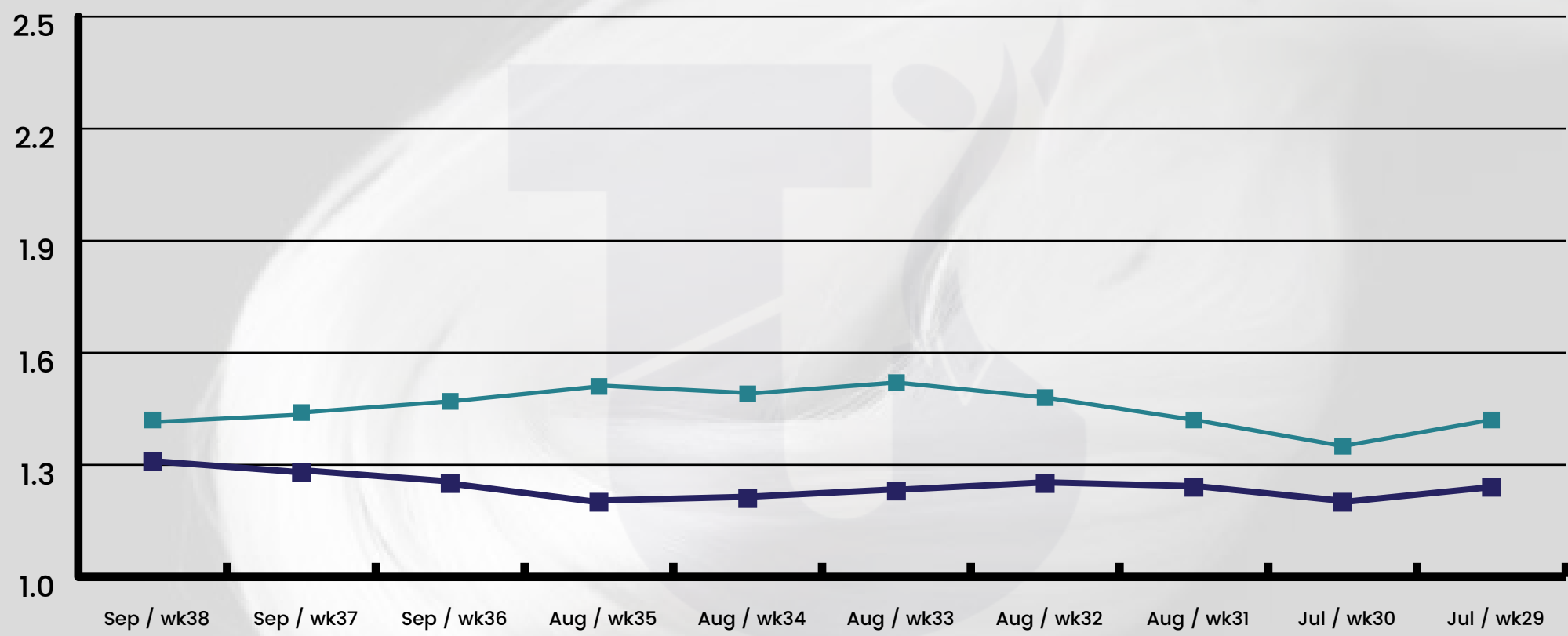


Polyester Fiber In US\$ Per Kg

Month	Week	Y2022	Y2023
<i>September</i>	Sep / wk38	1.42	1.31
	Sep / wk37	1.44	1.28
	Sep / wk36	1.47	1.25
<i>August</i>	Aug / wk35	1.51	1.20
	Aug / wk34	1.49	1.21
	Aug / wk33	1.52	1.23
	Aug / wk32	1.48	1.25
	Aug / wk31	1.42	1.24
<i>July</i>	Jul / wk30	1.35	1.20
	Jul / wk29	1.42	1.24



Polyester Fiber In US\$ Per Kg



This week, the rate of the Polyester fiber slightly increased. Polyester fiber opened at 1.30\$ per kilogram and closed at 1.31\$ per kilogram.

—■—
Y2023
—■—
Y2022

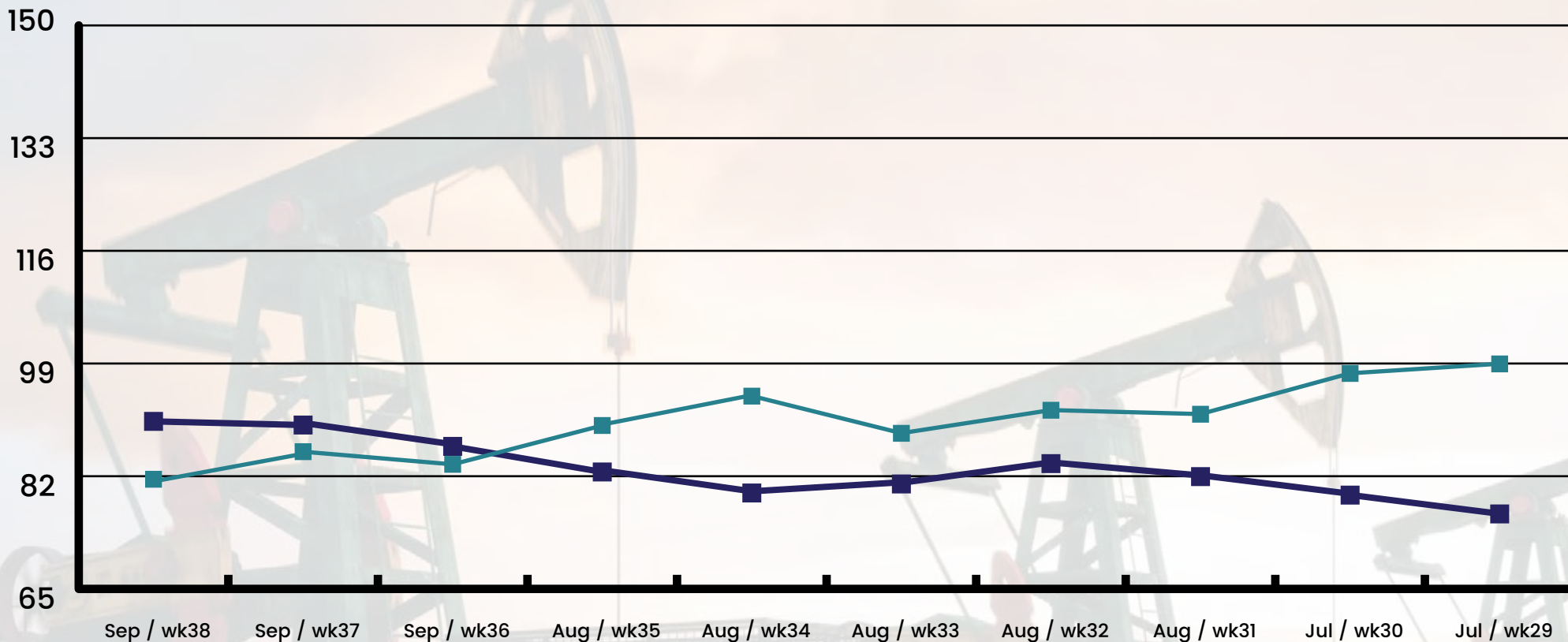


Crude Oil Price US\$ Per Barrel

Month	Week	Y2022	Y2023
September	Sep / wk38	81.54	90.27
	Sep / wk37	85.70	89.72
	Sep / wk36	83.79	86.50
August	Aug / wk35	89.65	82.64
	Aug / wk34	94.08	79.47
	Aug / wk33	88.47	80.83
	Aug / wk32	91.95	83.90
	Aug / wk31	91.35	81.94
July	Jul / wk30	97.50	79.15
	Jul / wk29	98.94	76.31



Crude Oil Price US\$ Per Barrel



The crude oil spot rate slightly decreased throughout the week. The opening price of crude oil was \$ 91.02 and concluded at \$ 90.20.

Y2023
Y2022

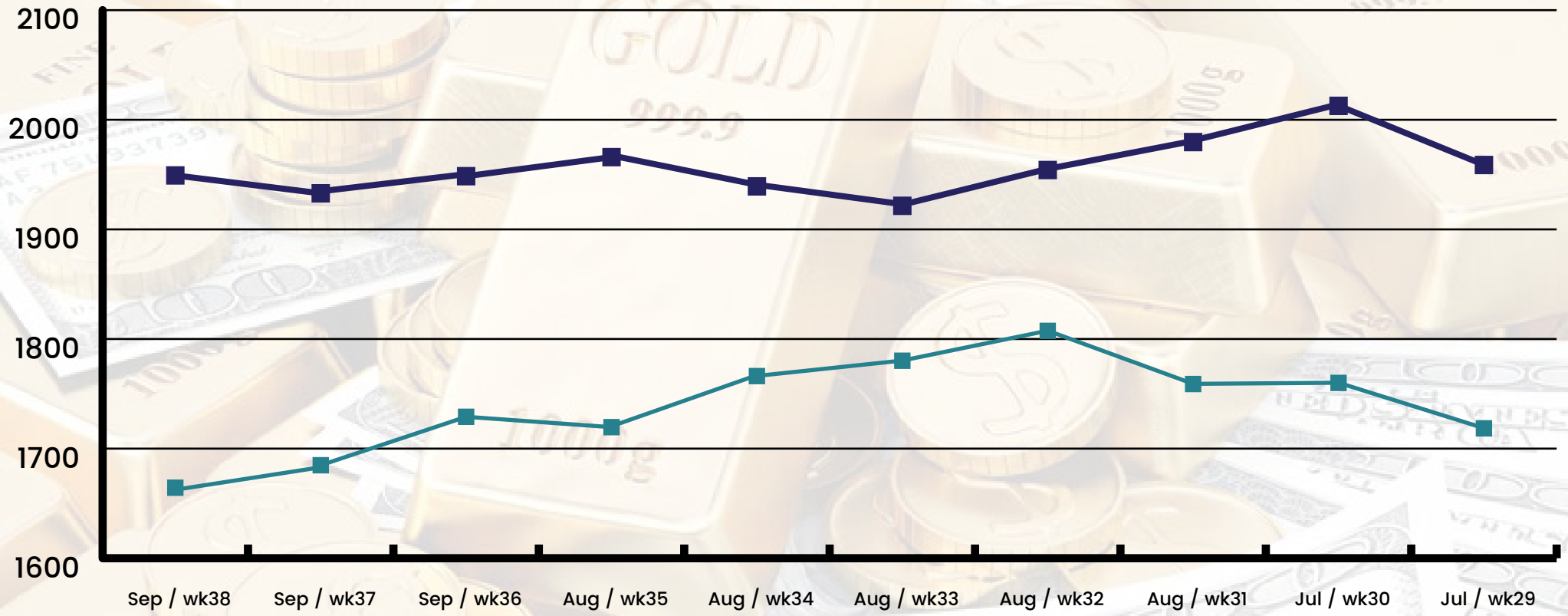


Gold Price in US\$ / oz

Month	Week	Y2022	Y2023
September	Sep / wk38	1664.32	1949.23
	Sep / wk37	1684.83	1932.90
	Sep / wk36	1729.03	1948.53
August	Aug / wk35	1719.57	1965.91
	Aug / wk34	1766.17	1939.23
	Aug / wk33	1780.18	1921.50
	Aug / wk32	1807.43	1954.16
	Aug / wk31	1758.93	1979.64
July	Jul / wk30	1759.94	2012.70
	Jul / wk29	1718.50	1958.73



Gold Price in US\$ / oz



This week, the spot rate of gold rate decreased. The beginning price recorded for gold was 1960.45 US\$/oz and concluded at 1946.00 US\$/oz.

Y2023
Y2022